

WCB-Alberta 2016 highlights

WCB's vision: Albertans working—a safe, healthy and strong Alberta

Alberta's Workers' Compensation System

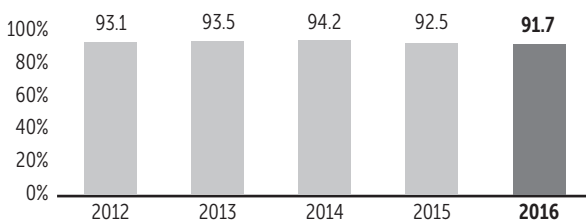
	2016	2015	2014
• Total claims administered:	163,718	180,922	194,108
• Ineligible lost-time claims:	9.1%	9.2%	9.4%
• Fatality claims accepted:	144	125	169

	Workers covered	New claims reported	Lost-time claims	Lost-time claim rate*	Disabling-injury rate*
2012:	1,938,373	148,566	28,300	1.5	2.7
2013:	2,028,306	149,281	28,400	1.4	2.7
2014:	2,103,029	149,701	29,100	1.4	2.7
2015:	2,028,592	133,437	26,500	1.3	2.4
2016:	1,885,552	118,969	24,800	1.3	2.4

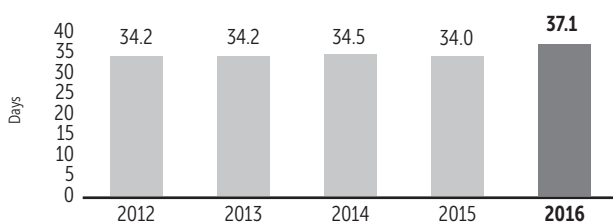
*Per 100 workers

Return to Work

• Fitness for work achieved

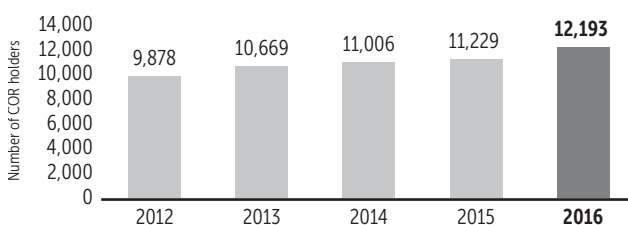


• Estimated average claim duration



Leveraging Prevention

- **Employers registered with WCB:** 162,334 (2015: 166,968)
- **2016 Partnerships in Injury Reduction (PIR) and Industry Custom Pricing (ICP) programs**
 - Three-quarters of all workers covered by WCB are employed by companies enrolled in voluntary pricing programs.
 - PIR employers with a COR have a 36.75 per cent lower loss ratio than non-participants.
 - PIR employers received \$72.7 million in PIR rebates.
- **PIR employers with Certificate of Recognition (COR)**



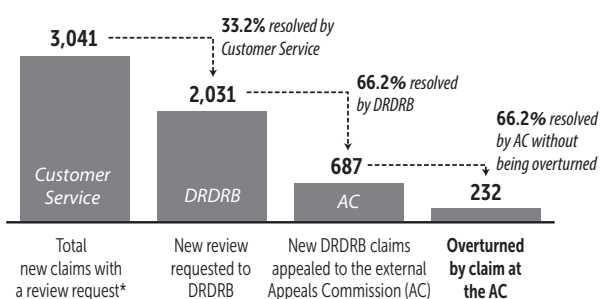
Commitment to Fairness

	Satisfaction with fairness of decisions*		Overall satisfaction with WCB*	
	Workers	Employers	Workers	Employers
2012:	84.3%	65.8%	79.6%	89.2%
2013:	84.9%	67.0%	79.6%	90.2%
2014:	84.4%	72.6%	79.3%	93.8%
2015:	86.4%	68.1%	82.8%	92.6%
2016:	85.3%	74.2%	84.5%	80.4%**

* Numbers reflect combined results for the two highest response scores in each category. Neutral responses are not included.

** Changes were made to the response scale for this question in 2016 (a 'neutral' option was added).

• 2016 claim review request life cycle



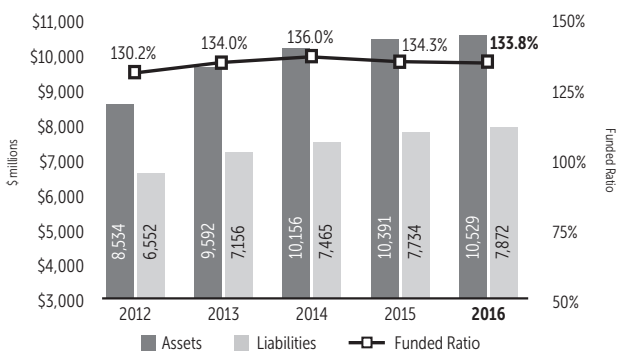
*A claim may have more than one request for review.

Financial Stability

• Average premium rate:

- **\$1.01** per \$100 of insurable earnings was the average collected in 2016. The average rate set for 2017 is **\$1.02**.
- 2016 operating deficit of **\$26.0** million (2015 surplus of **\$405.5** million).

• Funded Position, 2012-2016



For access to more WCB reporting, go to www.wcb.ab.ca
About WCB>Company information>Annual report and archives