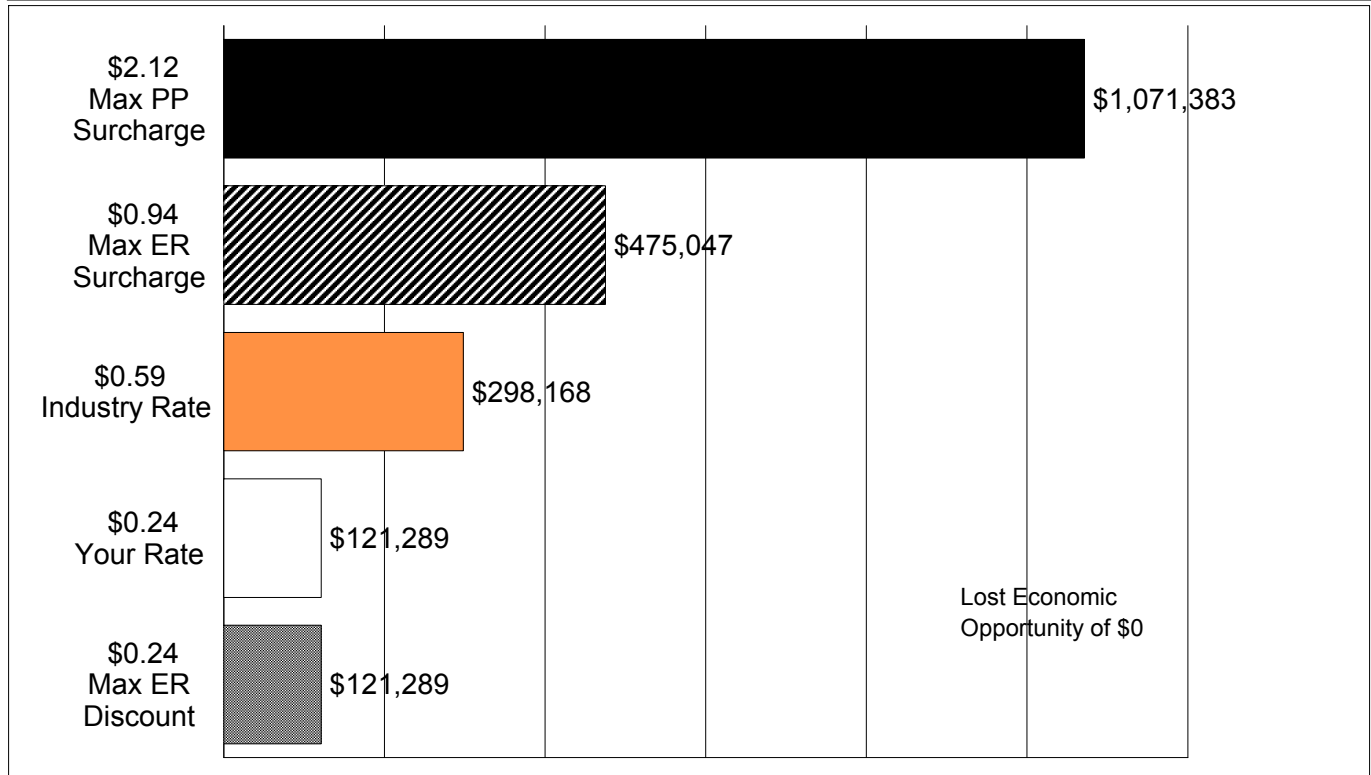


This snapshot of account-specific information can help you improve your company's overall performance. At a glance, you can assess how quickly your company is reporting claims or how much you can potentially save in premiums if you boost your company's safety performance. Statistical information on claims history can also help you identify potential health and safety issues.

Performance Impact on Premium - 2011



* If you qualify for the maximum PIR discount of 20%, you would save an additional \$0

* If you would like to register in PIR, please contact us at 780-498-7936.

Claims Reporting Performance

Days to Report	2010		2011 YTD	
	Lost Time Claims	Percentage	Lost Time Claims	Percentage
0 - 3 *	1	100.0%	0	0.0%
4 - 5	0	0.0%	0	0.0%
6 - 10	0	0.0%	1	100.0%
10+	0	0.0%	0	0.0%

* WCB legislation requires that lost time claims be reported within 72 hours.

Employer Report Card

- Statistical Analysis



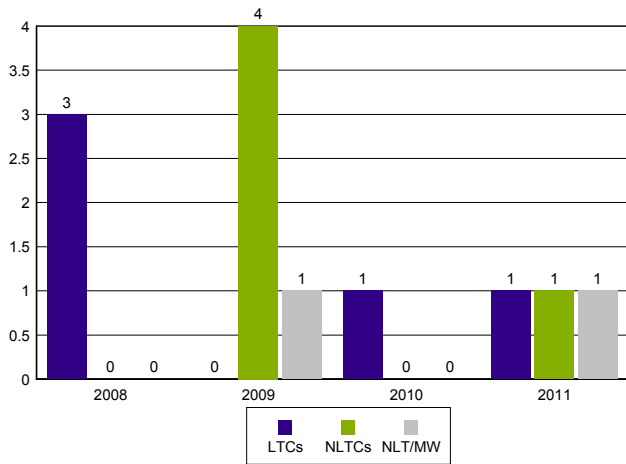
Workers' Compensation Board

Alberta

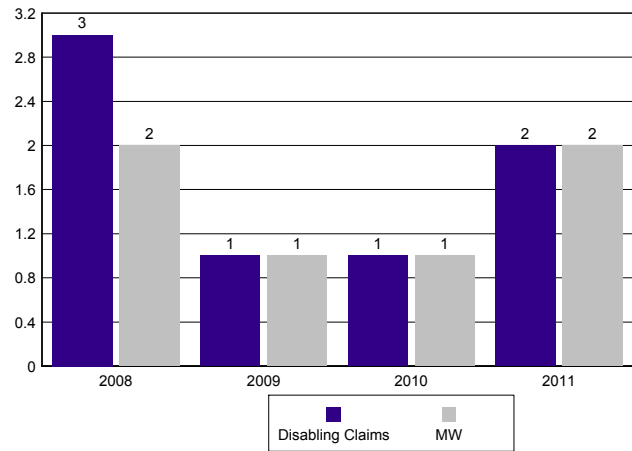
Account:

Industry:

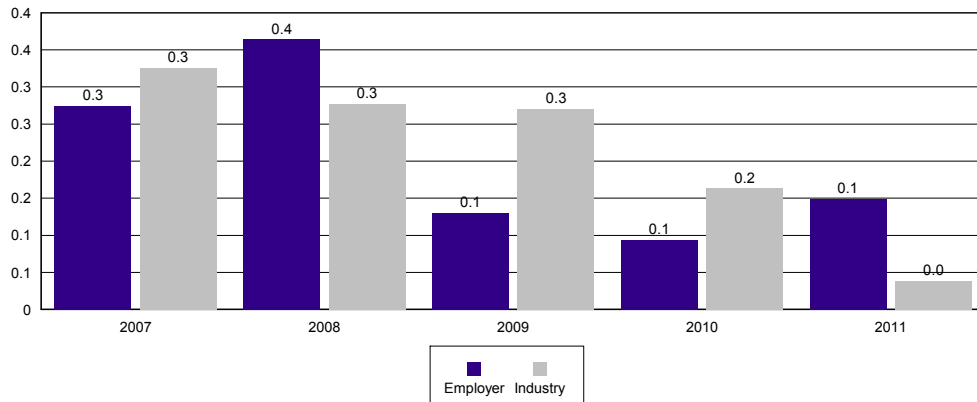
Total Claims By Type



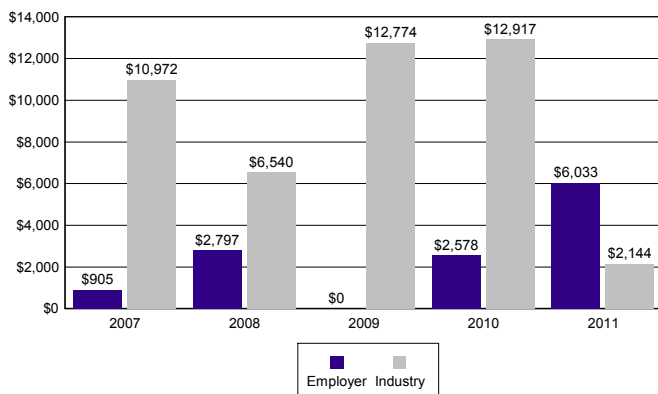
Modified Work Ever Performed Claims



Disabling Injuries/100 Workers



Average Cost Per Lost Time Claim



Severity Rates (Temporary Total Disability Days Per Lost Time Claim)

