

2008 Premium Rates
Comparison by Sector and Rate Group



<i>Rate Group</i>	<i>Industry</i>	<i>Industry Title</i>	<i>2007 Premium Rate</i>	<i>2008 Premium Rate</i>	<i>% Difference</i>
Sector 1 - Agriculture and Forestry					
<i>011500</i>					
	60201	Livestock Auctions/Stockyards	\$3.58	\$3.64	1.68%
<i>017100</i>					
	01100	Farms and Ranches - Livestock	\$3.55	\$3.40	-4.23%
	01300	Farms - Grain and Vegetable	\$3.55	\$3.40	-4.23%
	01700	Farms - Mixed	\$3.55	\$3.40	-4.23%
	01900	Apiaries	\$3.55	\$3.40	-4.23%
	01901	Greenhouses/Market Gardens	\$3.55	\$3.40	-4.23%
	01903	Mushroom Producers/Bait Farms	\$3.55	\$3.40	-4.23%
	02102	Hatcheries - Commercial	\$3.55	\$3.40	-4.23%
	02109	Feed Lots	\$3.55	\$3.40	-4.23%
	02110	Harvesting/Baling - Custom	\$3.55	\$3.40	-4.23%
	04100	Fishing/Fish or Fur Farms	\$3.55	\$3.40	-4.23%
	85902	Riding Academies/Horse Stables	\$3.55	\$3.40	-4.23%
<i>041100</i>					
	03100	Logging - Woodlands Operations	\$3.47	\$2.98	-14.12%
	03902	Timber Management	\$3.47	\$2.98	-14.12%
Sector 2 - Mining and Petroleum Development					
<i>063201</i>					
	06100	Mining - Underground	\$1.78	\$2.20	23.60%
	06110	Mining - Open Pit	\$1.78	\$2.20	23.60%
	06111	Overburden Removal	\$1.78	\$2.20	23.60%
	08701	Refine - Sand/Coal	\$1.78	\$2.20	23.60%
	34101	Cement Mfg Including Quarrying	\$1.78	\$2.20	23.60%
	34300	Lime Mfg Including Quarrying	\$1.78	\$2.20	23.60%

2008 Premium Rates Comparison by Sector and Rate Group



<i>Rate Group</i>	<i>Industry</i>	<i>Industry Title</i>	<i>2007 Premium Rate</i>	<i>2008 Premium Rate</i>	<i>% Difference</i>
<i>071100</i>					
	06300	Oil & Gas - Upstream	\$0.46	\$0.42	-8.70%
	06305	Field Production Operators	\$0.46	\$0.42	-8.70%
	06501	Sulphur Process	\$0.48	\$0.44	-8.33%
	06601	Heavy Oil/Oilsands - R & D	\$0.42	\$0.38	-9.52%
	51500	Pipeline Cleaning	\$0.42	\$0.38	-9.52%
	51501	Pipeline Transmission - Oil/Gas	\$0.45	\$0.41	-8.89%
	73702	Land/Permit Man Services	\$0.42	\$0.38	-9.52%
<i>071200</i>					
	06600	Oilsands Operations	\$0.40	\$0.44	10.00%
	07700	Mine/Refine - Salt	\$0.40	\$0.44	10.00%
<i>091100</i>					
	09600	Drilling - Oil/Gas Wells	\$2.99	\$2.59	-13.38%
	09915	Well Casing Services	\$3.01	\$2.61	-13.29%
<i>091101</i>					
	09903	Well Servicing with Service Rigs	\$3.03	\$2.52	-16.83%
<i>091200</i>					
	09200	Seismic Survey	\$1.70	\$1.67	-1.76%
<i>091908</i>					
	09911	Oilfield Downhole Services	\$1.29	\$1.15	-10.85%
	09921	Oilfield Svces - Christmas Tree	\$1.29	\$1.15	-10.85%
<i>092101</i>					
	09201	Drilling - Shot Hole	\$3.25	\$3.41	4.92%
	09904	Drilling - Rathole/Rig Anchor	\$3.27	\$3.38	3.36%
	42103	Boring - Horizontal/Angular	\$3.25	\$3.38	4.00%
	42130	Waterwell/Deep Core Drilling	\$3.22	\$3.33	3.42%
	42150	Procuring Soil Samples	\$3.22	\$3.33	3.42%
Sector 3 - Manufacturing, and Processing					
<i>101100</i>					
	01103	Poultry Loading Services	\$4.12	\$4.07	-1.21%
	10100	Meat Processing	\$4.12	\$4.07	-1.21%
	10104	Rendering Plants	\$4.12	\$4.07	-1.21%

2008 Premium Rates
Comparison by Sector and Rate Group



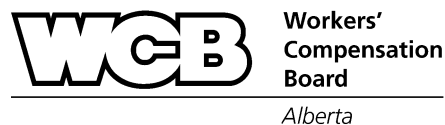
<i>Rate Group</i>	<i>Industry</i>	<i>Industry Title</i>	<i>2007 Premium Rate</i>	<i>2008 Premium Rate</i>	<i>% Difference</i>
<i>104100</i>					
	10500	Dairy Products Processing	\$2.94	\$2.94	0.00%
	11202	Fruit Juice Processing	\$2.94	\$2.94	0.00%
	13300	Beet Sugar Processing	\$2.94	\$2.94	0.00%
	13500	Vegetable Oils/Yeast Mfg	\$2.94	\$2.94	0.00%
	37402	Medicine/Vitamins Mfg	\$2.94	\$2.94	0.00%
<i>105305</i>					
	02101	Seed Cleaning Plants	\$3.10	\$2.65	-14.52%
	12301	Feed Mills	\$3.10	\$2.65	-14.52%
	12400	Flour Mills	\$3.10	\$2.65	-14.52%
	13900	Malt Mfg	\$3.17	\$2.71	-14.51%
<i>105306</i>					
	07900	Peat Moss - Harvest/Process	\$4.02	\$4.53	12.69%
	12304	Forage Processing	\$4.02	\$4.53	12.69%
<i>107200</i>					
	02112	Egg Grading	\$3.49	\$3.06	-12.32%
	12900	Bakeries	\$3.49	\$3.06	-12.32%
	13100	Food Process - Misc	\$3.49	\$3.06	-12.32%
	13101	Candy Mfg	\$3.49	\$3.06	-12.32%
	13904	Pasta Manufacture	\$3.49	\$3.06	-12.32%
	13905	Vegetables Process/Grade	\$3.49	\$3.06	-12.32%
<i>111100</i>					
	14100	Soft Drinks/Water/Ice - Mfg	\$2.46	\$1.87	-23.98%
<i>113100</i>					
	14300	Liquor/Wine - Mfg	\$0.87	\$0.72	-17.24%
	14500	Breweries	\$0.87	\$0.72	-17.24%
<i>169903</i>					
	29600	Aluminum/Metal Extrusion	\$2.37	\$2.07	-12.66%
	37301	Plastic Products - Mfg	\$2.37	\$2.07	-12.66%

2008 Premium Rates
Comparison by Sector and Rate Group



<i>Rate Group</i>	<i>Industry</i>	<i>Industry Title</i>	<i>2007 Premium Rate</i>	<i>2008 Premium Rate</i>	<i>% Difference</i>
<i>249901</i>					
	17900	Leather Goods - Mfg/Repair	\$1.21	\$1.18	-2.48%
	21300	Rope/Carpet - Mfg/Repair	\$1.21	\$1.18	-2.48%
	22900	Crests/Pennants - Mfg/Repair	\$1.21	\$1.18	-2.48%
	22901	Drapes/Linens - Mfg/Repair/Inst.	\$1.21	\$1.18	-2.48%
	24900	Wearing Apparel - Mfg/Repair	\$1.21	\$1.18	-2.48%
<i>251200</i>					
	25100	Sawmills/Planing Mills	\$2.70	\$2.44	-9.63%
	25900	Peel/Point - Posts	\$2.70	\$2.44	-9.63%
	25901	Treating of Timber	\$2.70	\$2.44	-9.63%
<i>254902</i>					
	25401	Wood Products - Mfg	\$3.43	\$2.88	-16.03%
	42147	Finish Carpentry	\$3.47	\$2.92	-15.85%
<i>261200</i>					
	26101	Upholstered Furniture - Mfg/Repair	\$4.30	\$4.16	-3.26%
	26104	Furniture Refinishing	\$4.30	\$4.16	-3.26%
<i>271100</i>					
	27102	Pulp Mills	\$0.65	\$0.48	-26.15%
<i>271401</i>					
	27103	Panelboard - Mfg.	\$1.40	\$1.40	0.00%
<i>273100</i>					
	27300	Cardboard Box/Tubing/Bag - Mfg	\$1.76	\$1.90	7.95%

2008 Premium Rates Comparison by Sector and Rate Group



<i>Rate Group</i>	<i>Industry</i>	<i>Industry Title</i>	<i>2007 Premium Rate</i>	<i>2008 Premium Rate</i>	<i>% Difference</i>
<i>279200</i>					
	16900	Rubber Stamps/Stencils - Mfg	\$0.54	\$0.40	-25.93%
	17901	Vinyl Goods - Mfg/Repair	\$0.54	\$0.40	-25.93%
	33500	Phone Equipment - Mfg/Install	\$0.54	\$0.40	-25.93%
	33900	Light Fixtures - Mfg/Asmb	\$0.54	\$0.40	-25.93%
	33902	Electrical Components - Mfg	\$0.54	\$0.40	-25.93%
	38100	Instrumentation - Mfg	\$0.54	\$0.40	-25.93%
	38200	Jewelry - Mfg	\$0.54	\$0.40	-25.93%
	38201	Lapidary Services	\$0.54	\$0.40	-25.93%
	39300	Sporting Equipment/Brooms - Mfg	\$0.54	\$0.40	-25.93%
	69903	Pottery - Mfg	\$0.54	\$0.40	-25.93%
	89916	Taxidermists	\$0.54	\$0.40	-25.93%
<i>281901</i>					
	27402	Envelope Manufacturing	\$0.80	\$0.76	-5.00%
	28600	Printing/Book Binding	\$0.80	\$0.76	-5.00%
	28800	Publish without Printing	\$0.80	\$0.76	-5.00%
	28900	Publish with Printing	\$0.80	\$0.76	-5.00%
	86202	Newspaper/Flyer Distribution	\$0.80	\$0.76	-5.00%
	89301	Electronic Print/Photofinishing	\$0.80	\$0.76	-5.00%
<i>291200</i>					
	29102	Foundries, Iron & Steel	\$4.31	\$4.85	12.53%
	62700	Scrap/Salvage Dealers	\$4.31	\$4.85	12.53%
<i>292100</i>					
	29200	Steel Pipe Mfg	\$1.86	\$1.40	-24.73%
	62500	Steel Svce Centre - No Salvage	\$1.86	\$1.40	-24.73%
<i>303900</i>					
	26401	Metal Furniture Mfg	\$2.54	\$2.12	-16.54%
	29100	Steel Mfg - Exclude Foundries	\$2.54	\$2.12	-16.54%
	30100	Steel/Metal Fabrication	\$2.62	\$2.20	-16.03%
	30101	Heat Treating/Stress Relieving	\$2.54	\$2.12	-16.54%
	30407	Pipe Cleaning/Coating	\$2.54	\$2.12	-16.54%
	33606	Industrial Electric Equipment - Mfg	\$2.54	\$2.12	-16.54%
	89401	Welding	\$2.56	\$2.15	-16.02%

2008 Premium Rates Comparison by Sector and Rate Group




<i>Rate Group</i>	<i>Industry</i>	<i>Industry Title</i>	<i>2007 Premium Rate</i>	<i>2008 Premium Rate</i>	<i>% Difference</i>
<i>304900</i>					
	30412	Sheet Metal Shops	\$1.42	\$1.24	-12.68%
	30700	Heat/Cooling Equipment Mfg	\$1.42	\$1.24	-12.68%
	33602	Switchboard/Electrical Panel - Mfg	\$1.42	\$1.24	-12.68%
<i>308101</i>					
	30403	Metal/Porcelain Prod. - Coating	\$1.63	\$1.29	-20.86%
	30801	Machining	\$1.63	\$1.29	-20.86%
<i>351100</i>					
	16901	Tires/Rubber Products - Mfg	\$2.31	\$1.96	-15.15%
	17200	Tanneries	\$2.31	\$1.96	-15.15%
	27200	Asphalt Roofing Products - Mfg	\$2.31	\$1.96	-15.15%
	34100	Premix Cement/Sand/Soil - Mfg.	\$2.31	\$1.96	-15.15%
	34500	Gypsum Board - Mfg	\$2.31	\$1.96	-15.15%
	35200	Clay Bricks - Mfg	\$2.31	\$1.96	-15.15%
	35401	Fibreglass Insulation - Mfg	\$2.31	\$1.96	-15.15%
<i>354900</i>					
	29700	Foundry - Non Ferous	\$3.83	\$4.00	4.44%
	34700	Concrete Products Mfg	\$3.83	\$4.00	4.44%
	34702	Artificial Stone Products - Mfg	\$3.83	\$4.00	4.44%
	38500	Fibreglass Reinforced Prdcts- Mfg	\$3.83	\$4.00	4.44%
<i>355100</i>					
	34800	Transit Mix Operations	\$2.13	\$2.18	2.35%
<i>371100</i>					
	36500	Refine - Crude/Used Oil	\$0.77	\$0.87	12.99%
	37201	Fertilizer Mfg/Nickel Refine	\$0.73	\$0.84	15.07%
	37801	Petrochemicals - Mfg	\$0.73	\$0.84	15.07%
	37805	Industrial Gases - Mfg	\$0.73	\$0.84	15.07%
<i>397100</i>					
	28603	Signs/Advertising Displays - Mfg	\$1.19	\$1.02	-14.29%
	39901	Picture Frame, Case, Casket - Mfg	\$1.19	\$1.02	-14.29%
	86201	Window/Store Display Ad Services	\$1.19	\$1.02	-14.29%

2008 Premium Rates
Comparison by Sector and Rate Group



<i>Rate Group</i>	<i>Industry</i>	<i>Industry Title</i>	<i>2007 Premium Rate</i>	<i>2008 Premium Rate</i>	<i>% Difference</i>
<i>397101</i>					
	22101	Awnings/Tents/Tarps - Mfg/Repair	\$2.68	\$2.00	-25.37%
	39701	Outdoor Advertising	\$2.68	\$2.00	-25.37%
<i>579900</i>					
	16902	Industrial Belting - Install/Svce	\$0.93	\$0.91	-2.15%
	62304	Compressors/Power Unit - Mfg	\$0.93	\$0.91	-2.15%
Sector 5 - Construction & Construction Services					
<i>411901</i>					
	06304	Oil Field Maint/Construction	\$2.57	\$2.23	-13.23%
	40400	Construction - Industrial	\$2.57	\$2.23	-13.23%
	42105	Erect - Sheet/Metal Structures	\$2.57	\$2.23	-13.23%
	42106	Erect - Structural Steel	\$2.57	\$2.23	-13.23%
	42109	Heavy Machine/Equip - Install/Svce	\$2.57	\$2.23	-13.23%
	42129	Industrial Plant Maintenance	\$2.57	\$2.23	-13.23%
	42156	Erect/Dismantle - Storage Tanks	\$2.57	\$2.23	-13.23%
	42161	Erect - Precast Concrete	\$2.57	\$2.23	-13.23%
	42184	Mechanical Insulation - Install/Svce	\$2.57	\$2.23	-13.23%
	89928	Rent/Erect - Scaffold/Cranes	\$2.57	\$2.23	-13.23%
<i>411905</i>					
	40405	Residential General Contractor	\$1.86	\$1.76	-5.38%

2008 Premium Rates Comparison by Sector and Rate Group



<i>Rate Group</i>	<i>Industry</i>	<i>Industry Title</i>	<i>2007 Premium Rate</i>	<i>2008 Premium Rate</i>	<i>% Difference</i>
<i>421501</i>					
	01904	Nurseries - Tree/Shrub	\$2.48	\$2.22	-10.48%
	01905	Sod Growers	\$2.48	\$2.22	-10.48%
	02100	Landscaping	\$2.51	\$2.26	-9.96%
	02103	Lawn Maintenance	\$2.48	\$2.22	-10.48%
	02105	Feed Lot/Corral Cleaning	\$2.48	\$2.22	-10.48%
	02200	Right-of-Way Maintenance	\$2.51	\$2.26	-9.96%
	40602	Paving/Surfacing	\$2.51	\$2.26	-9.96%
	40604	Mobile Equipment Operation	\$2.51	\$2.26	-9.96%
	40901	Power Line - Construct/Remove	\$2.51	\$2.26	-9.96%
	40905	Pipeline Construction	\$2.51	\$2.26	-9.96%
	42127	Fences - Sell/Rent/Install	\$2.51	\$2.26	-9.96%
	42136	Underground Sprinkler - Install	\$2.51	\$2.26	-9.96%
<i>422902</i>					
	40401	Construction Trade Svcs - NEC	\$7.32	\$6.38	-12.84%
	42143	Framing Contractors - Const	\$7.32	\$6.38	-12.84%
<i>423100</i>					
	42102	Brick/Masonry Construction	\$4.41	\$4.33	-1.81%
	42104	Concrete Construction	\$4.41	\$4.33	-1.81%
	42115	Paving Stone - Sell/Install	\$4.41	\$4.33	-1.81%
	42158	Refractory Linings - Sell/Install	\$4.36	\$4.26	-2.29%
	42159	Caisson Operations	\$4.41	\$4.33	-1.81%
<i>423300</i>					
	30302	Overhead Doors - Install/Repair	\$3.16	\$2.87	-9.18%
	42121	Doors/Windows - Mfg/Install	\$3.16	\$2.87	-9.18%
<i>423500</i>					
	42118	Roofing	\$8.12	\$7.26	-10.59%
	42151	Siding/Eavestrough - Fab./Inst.	\$8.12	\$7.26	-10.59%

2008 Premium Rates Comparison by Sector and Rate Group



<i>Rate Group</i>	<i>Industry</i>	<i>Industry Title</i>	<i>2007 Premium Rate</i>	<i>2008 Premium Rate</i>	<i>% Difference</i>
<i>426100</i>					
	31507	Dust Suppression Systems	\$2.10	\$1.97	-6.19%
	31508	Overhead Cranes - Service Only	\$2.13	\$2.00	-6.10%
	42110	Elevators/Escalators - Svce/Install	\$2.13	\$2.00	-6.10%
	42117	Heating Systems - Fab/Install	\$2.13	\$2.00	-6.10%
	42122	Mechanical Contracting	\$2.13	\$2.00	-6.10%
	42124	Electric Wiring	\$2.13	\$2.00	-6.10%
	42128	TV/Radio Antennae Installation	\$2.10	\$1.97	-6.19%
	42144	Fire Sprinklers - Install/Svce	\$2.13	\$2.00	-6.10%
	89600	Refrigeration Equip- Sales/Svce	\$2.13	\$2.00	-6.10%
	89605	Service Station Equip - Sales/Svce	\$2.13	\$2.00	-6.10%
<i>427200</i>					
	42135	Drywall/Lathe/Plaster/Stucco/etc	\$5.59	\$4.82	-13.77%
	42141	Acoustic Materials- Sell/Install	\$5.59	\$4.82	-13.77%
<i>427401</i>					
	42133	Cabinets/Counters - Asmb/Install	\$2.18	\$1.99	-8.72%
<i>427501</i>					
	42111	Painting/Decorating	\$4.35	\$3.29	-24.37%
	42120	Sand Blasting	\$4.35	\$3.29	-24.37%
	42139	Industrial Coating Services	\$4.35	\$3.29	-24.37%
<i>427800</i>					
	42113	Tile/Terrazzo - Sell/Install	\$3.63	\$3.42	-5.79%
	42125	Floor Coverings - Sell/Install	\$3.63	\$3.42	-5.79%
<i>429201</i>					
	31501	Light Metal Products- Asmb/Install	\$0.83	\$0.85	2.41%
	35301	Monument/Tombstone Dealers	\$0.83	\$0.85	2.41%
	42131	Vacuum Systems - Asmb/Install	\$0.83	\$0.85	2.41%
	42160	Electronic Equipment - Sell/Svce	\$0.83	\$0.85	2.41%
<i>429800</i>					
	86911	Staffing Services - Labour	\$3.62	\$2.65	-26.80%

2008 Premium Rates
Comparison by Sector and Rate Group



<i>Rate Group</i>	<i>Industry</i>	<i>Industry Title</i>	<i>2007 Premium Rate</i>	<i>2008 Premium Rate</i>	<i>% Difference</i>
<i>429915</i>					
	06306	Vacuum Removal - Wet/Dry Waste	\$2.94	\$2.47	-15.99%
	09902	Cleaning Svces - Mobile Pressure	\$2.90	\$2.43	-16.21%
	09927	Oilfield Services - Sump Pit	\$2.94	\$2.47	-15.99%
<i>429930</i>					
	40907	Test/Preserve - Power Poles	\$1.03	\$1.12	8.74%
	51502	NDT Testing Incl Visual Inspect	\$1.06	\$1.15	8.49%
	51503	Oil/Gas Meters - Inspect/Test	\$1.01	\$1.09	7.92%
	51504	Cathodic Protection Service	\$1.02	\$1.11	8.82%
	51506	Quality Control Svces - Construct	\$1.03	\$1.12	8.74%
	86413	Test - Heat/Air Condition Systems	\$1.03	\$1.12	8.74%
	86922	Inspection Services- Visual, NEC	\$1.03	\$1.12	8.74%
<i>775909</i>					
	86401	Survey - Land/General	\$1.24	\$1.18	-4.84%
Sector 6 - Transportation, Comm, and Utilities					
<i>451100</i>					
	50100	Air Svce - Scheduled Commercial	\$1.36	\$1.19	-12.50%
	50104	Air Service - Regular	\$1.36	\$1.19	-12.50%
	50105	Air Svce - Charter Over 12,500 lbs	\$1.36	\$1.19	-12.50%
	50106	Air Svce - Charter 12,500 lbs or Less	\$1.36	\$1.19	-12.50%
	50107	Helicopter Service	\$1.36	\$1.19	-12.50%
	50200	Aircraft - Ground Support Svces	\$1.36	\$1.19	-12.50%
	50201	Flying Clubs/Flight Training	\$1.36	\$1.19	-12.50%
	50203	Flight Operation - Miscellaneous	\$1.36	\$1.19	-12.50%
<i>453100</i>					
	50607	Railway Transportation Service	\$1.20	\$1.40	16.67%
<i>456100</i>					
	42155	Move Buildings	\$4.18	\$3.54	-15.31%
	50701	Trucking - Specialized	\$4.10	\$3.50	-14.63%
	50720	Trucking Service - Oilfield	\$4.09	\$3.45	-15.65%
<i>456102</i>					
	50714	Trucking Service - General	\$4.37	\$3.87	-11.44%

2008 Premium Rates Comparison by Sector and Rate Group



<i>Rate Group</i>	<i>Industry</i>	<i>Industry Title</i>	<i>2007 Premium Rate</i>	<i>2008 Premium Rate</i>	<i>% Difference</i>
<i>457200</i>					
	50800	Bus Lines	\$1.91	\$2.04	6.81%
	50802	Bus Depots	\$1.95	\$2.09	7.18%
	51200	Taxi Cabs/Limousine Service	\$1.95	\$2.09	7.18%
<i>457300</i>					
	50801	Bus - School	\$1.86	\$1.74	-6.45%
<i>479901</i>					
	51705	Packing/Crating - Custom	\$2.69	\$1.95	-27.51%
	52700	Warehousing - Public	\$2.69	\$1.95	-27.51%
<i>481300</i>					
	54300	Radio/TV Stations	\$0.64	\$0.47	-26.56%
	85100	Movie Theatres	\$0.66	\$0.48	-27.27%
	85907	Movie/Film/Video/ Production	\$0.66	\$0.48	-27.27%
	85914	Artists/Entertainers/Performers	\$0.66	\$0.48	-27.27%
	85918	Live Theatres/Ballet	\$0.66	\$0.48	-27.27%
	85934	Alliance Theatre Trust Funds	\$0.66	\$0.48	-27.27%
<i>482102</i>					
	54301	Closed Circuit TV/Cablevision	\$0.43	\$0.35	-18.60%
	54501	Telecommunication Systems	\$0.43	\$0.35	-18.60%
<i>491100</i>					
	57200	Utility - Electric	\$0.65	\$0.69	6.15%
<i>492101</i>					
	57400	Utility - Natural Gas	\$0.77	\$0.60	-22.08%
<i>499900</i>					
	27400	Recycle/Salvage/Reclaim - Waste	\$3.03	\$2.52	-16.83%
	57901	Garbage Collection/Disposal	\$3.08	\$2.59	-15.91%
	65402	Towing Auto Vehicles	\$3.03	\$2.52	-16.83%
Sector 8 - Wholesale and Retail					
<i>563100</i>					
	25403	Home Improvement Centres	\$1.70	\$1.65	-2.94%
	62908	Garden Supply Centre	\$1.70	\$1.65	-2.94%
	69301	Coal/Wood Yards	\$1.70	\$1.65	-2.94%

2008 Premium Rates Comparison by Sector and Rate Group



<i>Rate Group</i>	<i>Industry</i>	<i>Industry Title</i>	<i>2007 Premium Rate</i>	<i>2008 Premium Rate</i>	<i>% Difference</i>
<i>571100</i>	62200	Farm Implement Dealers	\$1.65	\$1.50	-9.09%
<i>571105</i>	62302	Machinery/Equip NEC - Sales/Svce	\$1.12	\$0.98	-12.50%
	86905	Safety Equipment - Sale/Rental	\$1.11	\$0.96	-13.51%
<i>572100</i>	62201	Mobile Equipment Dealers	\$1.77	\$1.80	1.69%
<i>572102</i>	89910	Industrial/Oilfield Equip - Rent	\$1.26	\$1.24	-1.59%
<i>572203</i>	37902	Chemical Products - Pckg/Dist	\$0.68	\$0.53	-22.06%
	62303	Industrial Supply Stores	\$0.68	\$0.53	-22.06%
<i>601100</i>	63100	Food/Convenience Stores	\$2.03	\$1.94	-4.43%
	63103	Home Provisioner/Butcher Shops	\$2.03	\$1.94	-4.43%
	63105	Liquor/Wine/Beer Sales Outlets	\$2.03	\$1.94	-4.43%
	65406	Gas Bars/Car Wash - No Auto Svce	\$2.03	\$1.94	-4.43%
	69916	Wholesale Food Distribution	\$2.03	\$1.94	-4.43%
<i>614101</i>	62903	Sales Operations, NEC	\$0.48	\$0.44	-8.33%
	66300	Shoe Stores	\$0.48	\$0.44	-8.33%
	66900	Clothing/Yard Goods Stores	\$0.48	\$0.44	-8.33%
	68100	Drug Stores	\$0.48	\$0.44	-8.33%
	69100	Book/Stationery Stores/etc	\$0.48	\$0.44	-8.33%
	69500	Jewellery Stores	\$0.48	\$0.44	-8.33%
	69904	Novelty/Gift/Hobby Stores/etc	\$0.48	\$0.44	-8.33%
	89100	Travelling Sales/Mfg Agents	\$0.48	\$0.44	-8.33%
<i>621102</i>	33901	Medical Equipment - Sales/Svce	\$0.28	\$0.29	3.57%
	62300	Office Equipment - Sales/Svce	\$0.28	\$0.29	3.57%
	67602	Entertainment Equip - Sales/Svce	\$0.28	\$0.29	3.57%
<i>631100</i>	65600	Auto Dealers	\$1.01	\$0.89	-11.88%

2008 Premium Rates
Comparison by Sector and Rate Group



<i>Rate Group</i>	<i>Industry</i>	<i>Industry Title</i>	<i>2007 Premium Rate</i>	<i>2008 Premium Rate</i>	<i>% Difference</i>
<i>632901</i>					
	69912	Trailers - Sales/Rental with Svce	\$1.12	\$0.93	-16.96%
	69915	Sport Vehicles - Sale/Svce	\$1.12	\$0.93	-16.96%
	89922	Industrial Camp Trailers - Rental	\$1.12	\$0.93	-16.96%
<i>633104</i>					
	60800	Bulk Petroleum Dealers	\$1.67	\$1.58	-5.39%
	69300	Propane Dealers	\$1.67	\$1.58	-5.39%
<i>635100</i>					
	16300	Tire Retreading	\$1.98	\$1.86	-6.06%
	62701	Auto Wreckers	\$1.98	\$1.86	-6.06%
	65400	Service Stations	\$1.98	\$1.86	-6.06%
	65808	General Automotive Repair	\$1.98	\$1.86	-6.06%
<i>635200</i>					
	65800	Automobile Body Repairs	\$1.76	\$1.33	-24.43%
	65809	Electroplating Auto Parts	\$1.76	\$1.33	-24.43%
<i>641100</i>					
	64200	Department/General Stores	\$1.22	\$1.12	-8.20%
	67300	Hardware/Auto Parts Stores/etc	\$1.22	\$1.12	-8.20%
	67601	Furniture Stores	\$1.22	\$1.12	-8.20%
	67604	Appliances - Sale & Svce	\$1.22	\$1.12	-8.20%
	67802	Household Appliance - Svce Only	\$1.22	\$1.12	-8.20%
	69200	Florists, Wholesale and Retail	\$1.22	\$1.12	-8.20%
	69901	Auctions - NEC	\$1.22	\$1.12	-8.20%
	69914	Pet/Seed/Feed Stores	\$1.22	\$1.12	-8.20%
	86909	Inventory Services	\$1.22	\$1.12	-8.20%
	89908	Small Equip/Appliances - Rental	\$1.22	\$1.12	-8.20%
<i>661100</i>					
	62900	Wholesaling - NEC	\$1.14	\$0.97	-14.91%
<i>671100</i>					
	52400	Grain/Seed Handling Operations	\$1.66	\$2.17	30.72%

Sector 10 - Municipal Gov't, Education & Health

2008 Premium Rates Comparison by Sector and Rate Group



<i>Rate Group</i>	<i>Industry</i>	<i>Industry Title</i>	<i>2007 Premium Rate</i>	<i>2008 Premium Rate</i>	<i>% Difference</i>
<i>813100</i>					
	86930	Federal Gov't Employment Develop	\$0.09	\$0.09	0.00%
<i>835104</i>					
	36502	Remove/Treat - Hazardous Waste	\$1.48	\$1.32	-10.81%
	57601	Irrigation/Drainage District	\$1.45	\$1.29	-11.03%
	57602	Utility - Water	\$1.45	\$1.29	-11.03%
	82712	Fire Protection Co-operatives	\$1.45	\$1.29	-11.03%
	95102	Municipal Districts	\$1.48	\$1.32	-10.81%
<i>835105</i>					
	95105	First Nations Operations	\$0.79	\$0.88	11.39%
	95108	Operate - Metis Settlements	\$0.81	\$0.90	11.11%
<i>835106</i>					
	95100	Villages	\$1.22	\$1.15	-5.74%
	95101	Towns	\$1.22	\$1.15	-5.74%
	95104	Cities	\$1.21	\$1.14	-5.79%
<i>851109</i>					
	80102	School Boards	\$0.87	\$0.87	0.00%
	80105	Schools - Independent	\$0.87	\$0.87	0.00%
	80106	Kindergartens	\$0.87	\$0.87	0.00%
	89923	Schools - Driving/Testing	\$0.87	\$0.87	0.00%
<i>853100</i>					
	80103	Colleges	\$0.32	\$0.32	0.00%
	80301	Schools - Business	\$0.32	\$0.32	0.00%
	80302	Schools - Industrial Training	\$0.32	\$0.32	0.00%
	80305	Schools - Dance, Music, Hobby	\$0.32	\$0.32	0.00%
	80311	Institutes of Technology	\$0.32	\$0.32	0.00%
	80500	Universities	\$0.32	\$0.32	0.00%
	80700	Library Boards	\$0.32	\$0.32	0.00%
	80701	Museums & Art Galleries	\$0.32	\$0.32	0.00%
	86927	Safety/First Aid Training	\$0.32	\$0.32	0.00%

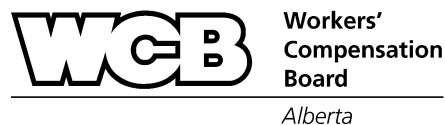
2008 Premium Rates Comparison by Sector and Rate Group



<i>Rate Group</i>	<i>Industry</i>	<i>Industry Title</i>	<i>2007 Premium Rate</i>	<i>2008 Premium Rate</i>	<i>% Difference</i>
<i>861100</i>					
	82100	Hospitals/Acute Care Centres	\$1.32	\$1.00	-24.24%
	82705	Health Units	\$1.32	\$1.00	-24.24%
	82710	Supply Medical Personnel	\$1.32	\$1.00	-24.24%
<i>862100</i>					
	82704	Home Support Services	\$1.32	\$2.00	51.52%
	82800	Seniors Supportive Living	\$2.25	\$2.07	-8.00%
	82808	Continuing Care Facilities	\$1.39	\$2.07	48.92%
<i>864100</i>					
	82801	Day Homes/Day Care Centres	\$1.14	\$0.98	-14.04%
	82812	Play Schools	\$1.14	\$0.98	-14.04%
<i>864700</i>					
	82806	Rehabilitation Svces for Disabled	\$1.71	\$2.03	18.71%
<i>864900</i>					
	85909	Friendship/Cultural Centres	\$0.88	\$0.83	-5.68%
	89925	Social/Community Support Svce	\$0.88	\$0.83	-5.68%
Sector 11 - Provincial Government					
<i>820000</i>					
	93200	AGPS - Regulatory	\$0.15	\$0.15	0.00%
<i>820001</i>					
	93201	AGPS - Health/Social/Field Svces	\$0.58	\$0.55	-5.17%
<i>820002</i>					
	93202	AGPS - Operations/Trades/Tech	\$1.42	\$1.22	-14.08%
Sector 12 - Business, Personal and Prof. Services					
<i>759900</i>					
	87500	Manufactured Home Parks	\$1.24	\$1.13	-8.87%
	87510	Hostels	\$1.24	\$1.13	-8.87%
	89702	Property Management	\$1.24	\$1.13	-8.87%

2008 Premium Rates

Comparison by Sector and Rate Group




<i>Rate Group</i>	<i>Industry</i>	<i>Industry Title</i>	<i>2007 Premium Rate</i>	<i>2008 Premium Rate</i>	<i>% Difference</i>
<i>771201</i>					
	52705	Document Storage/Exchange	\$0.27	\$0.26	-3.70%
	62904	Freight Forwarding - Overseas	\$0.27	\$0.26	-3.70%
	70200	Banks/Financial Services	\$0.27	\$0.25	-7.41%
	73500	Real Estate Dealers/Land Develop	\$0.27	\$0.26	-3.70%
	73501	Insurance Companies	\$0.27	\$0.26	-3.70%
	85925	Travel Agency/Motor Association	\$0.27	\$0.26	-3.70%
	86200	Advertising Agencies	\$0.27	\$0.26	-3.70%
	86600	Legal Services	\$0.27	\$0.26	-3.70%
	86901	Business Services	\$0.27	\$0.26	-3.70%
	86902	Consultant - Management	\$0.27	\$0.26	-3.70%
	86906	Staffing Svcs. - Clerical/Professional	\$0.27	\$0.26	-3.70%
	86918	Mailing List/Manuscript Research	\$0.27	\$0.26	-3.70%
	86920	Personnel Recruitment Agencies	\$0.27	\$0.26	-3.70%
	86921	Administer Out of Province Ops	\$0.27	\$0.26	-3.70%
	89101	Professional/Trade Associations	\$0.27	\$0.26	-3.70%
	89104	Charitable Associations	\$0.27	\$0.26	-3.70%
	93109	Boards, Agencies, Comm (compul)	\$0.27	\$0.26	-3.70%
	93113	Boards, Agencies, Comm (B/A)	\$0.27	\$0.26	-3.70%
<i>775200</i>					
	09900	Mud Logging Services	\$0.28	\$0.26	-7.14%
	86400	Engineering	\$0.22	\$0.20	-9.09%
	86403	Research/Material Testing Labs	\$0.22	\$0.20	-9.09%
	86405	Geophysical Surveys Excl Seismic	\$0.22	\$0.20	-9.09%
	86408	Waterfowl Preservation	\$0.22	\$0.20	-9.09%
	86409	Architects	\$0.22	\$0.20	-9.09%
	86410	Map Making	\$0.22	\$0.20	-9.09%
	86411	Geological/Geophysical Services	\$0.22	\$0.20	-9.09%
	86414	Consultant - Environment/Agric	\$0.22	\$0.20	-9.09%
	86913	Draft/Design - Incl. Graph/Sftwr	\$0.22	\$0.20	-9.09%
	86923	Interior Designing	\$0.22	\$0.20	-9.09%
	89927	Survey - Archaeological	\$0.22	\$0.20	-9.09%

2008 Premium Rates Comparison by Sector and Rate Group



<i>Rate Group</i>	<i>Industry</i>	<i>Industry Title</i>	<i>2007 Premium Rate</i>	<i>2008 Premium Rate</i>	<i>% Difference</i>
<i>779104</i>					
	86907	Armoured Car Services	\$1.68	\$1.60	-4.76%
	89902	Security Services/Industrial Patrols	\$1.64	\$1.56	-4.88%
	89913	Corps of Commissionaires	\$1.68	\$1.60	-4.76%
	89924	Investigative Services	\$1.68	\$1.60	-4.76%
<i>863500</i>					
	02104	Animal Health Services	\$0.50	\$0.42	-16.00%
	37401	Culture Media Mfg	\$0.50	\$0.42	-16.00%
	38101	Ophthalmic Dispensing	\$0.50	\$0.42	-16.00%
	38102	Prostheses/Orthotics - Mfg/Rpr	\$0.50	\$0.42	-16.00%
	82500	Medical Centre - Private	\$0.50	\$0.42	-16.00%
	82700	Dental Labs/Denture Clinics	\$0.50	\$0.42	-16.00%
	82701	Health/Allied Service - Misc	\$0.50	\$0.42	-16.00%
	82703	Physiotherapy Centres	\$0.50	\$0.42	-16.00%
<i>921401</i>					
	87505	Catering - Industrial Camps	\$3.63	\$3.34	-7.99%
<i>965301</i>					
	51902	Guiding/Rafting/Pack Trains	\$1.19	\$1.09	-8.40%
	85900	Golf Clubs/Ranges	\$1.19	\$1.09	-8.40%
	85904	Ski Resorts/Gondolas	\$1.19	\$1.09	-8.40%
	87501	Restaurant/Take-out Food Services	\$1.19	\$1.09	-8.40%
	87502	Catering, NEC	\$1.19	\$1.09	-8.40%
	87503	Hotels/Convention Centres	\$1.23	\$1.13	-8.13%
	87600	Outdoor Recreation	\$1.19	\$1.09	-8.40%
	87603	Youth/Religious Camps	\$1.19	\$1.09	-8.40%

2008 Premium Rates Comparison by Sector and Rate Group



<i>Rate Group</i>	<i>Industry</i>	<i>Industry Title</i>	<i>2007 Premium Rate</i>	<i>2008 Premium Rate</i>	<i>% Difference</i>
<i>969905</i>					
	02116	Animal Shelters/Pounds	\$1.00	\$0.93	-7.00%
	02117	Kennels/Pet Grooming	\$1.00	\$0.93	-7.00%
	51701	Parking Facilities/Storage Garages	\$1.00	\$0.93	-7.00%
	80703	Zoos/Game Farms	\$1.00	\$0.93	-7.00%
	85300	Bowling Alleys/Billiard Parlours	\$1.00	\$0.93	-7.00%
	85901	Skating/Curling Rinks, Comm Assn	\$1.00	\$0.93	-7.00%
	85916	Casinos/Dance Halls	\$1.00	\$0.93	-7.00%
	85919	Arenas/Stadiums - Operation of	\$1.00	\$0.93	-7.00%
	85922	Arcades	\$1.00	\$0.93	-7.00%
	87508	Private Clubs	\$1.00	\$0.93	-7.00%
	89901	Exhibition Associations	\$1.00	\$0.93	-7.00%
	89907	Tennis & Squash Facilities	\$1.00	\$0.93	-7.00%
<i>971300</i>					
	87200	Beauty/Barber Shops and Schools	\$0.85	\$0.76	-10.59%
<i>972101</i>					
	87400	Laundries - Commercial	\$2.02	\$2.07	2.48%
	87401	Dry Cleaners	\$2.02	\$2.07	2.48%
	87402	Laundromats - Coin Operated	\$2.02	\$2.07	2.48%
<i>981102</i>					
	83100	Churches/Religious Orders	\$0.72	\$0.61	-15.28%
	87700	Funeral Services	\$0.72	\$0.61	-15.28%
	87900	Cemeteries	\$0.72	\$0.61	-15.28%
<i>995302</i>					
	87300	Domestic Help - Homeowner Only	\$2.37	\$2.02	-14.77%
	87301	Maid Services	\$2.37	\$2.02	-14.77%
	89701	Janitor Services	\$2.37	\$2.02	-14.77%
	89703	Clean - High Rise External Windows	\$2.37	\$2.02	-14.77%
	89704	Fumigating	\$2.37	\$2.02	-14.77%
	89705	Furnace Cleaning Services	\$2.37	\$2.02	-14.77%